

# SCRATCH DANCE PARTY

IT'S TIME TO DO SOME DANCING!

Let's take what we've learnt so far with Scratch and really make our sprites move! You will make a dance animation where you will add music, sound and dance movements for a fun dance party!



## START HERE

Sign into your account at [scratch.mit.edu](https://scratch.mit.edu).

1

Go to **“Create”** to start a new project.

Name it **Dance Party**.

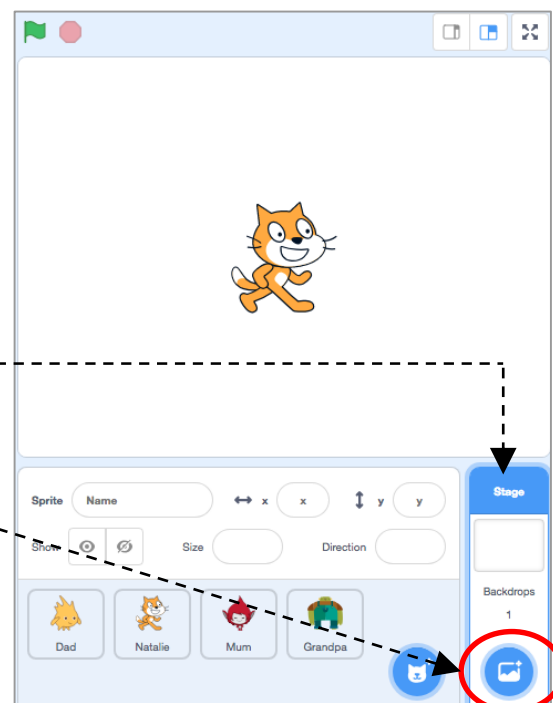
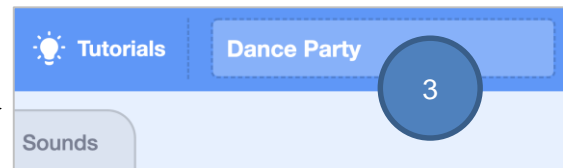
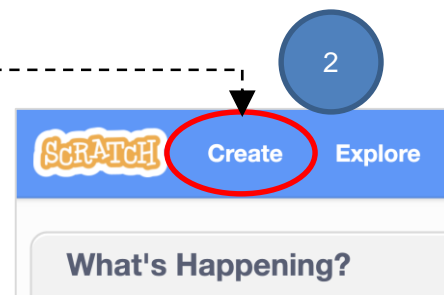
Choose a good dance backdrop for your stage.

4

Click on the Stage

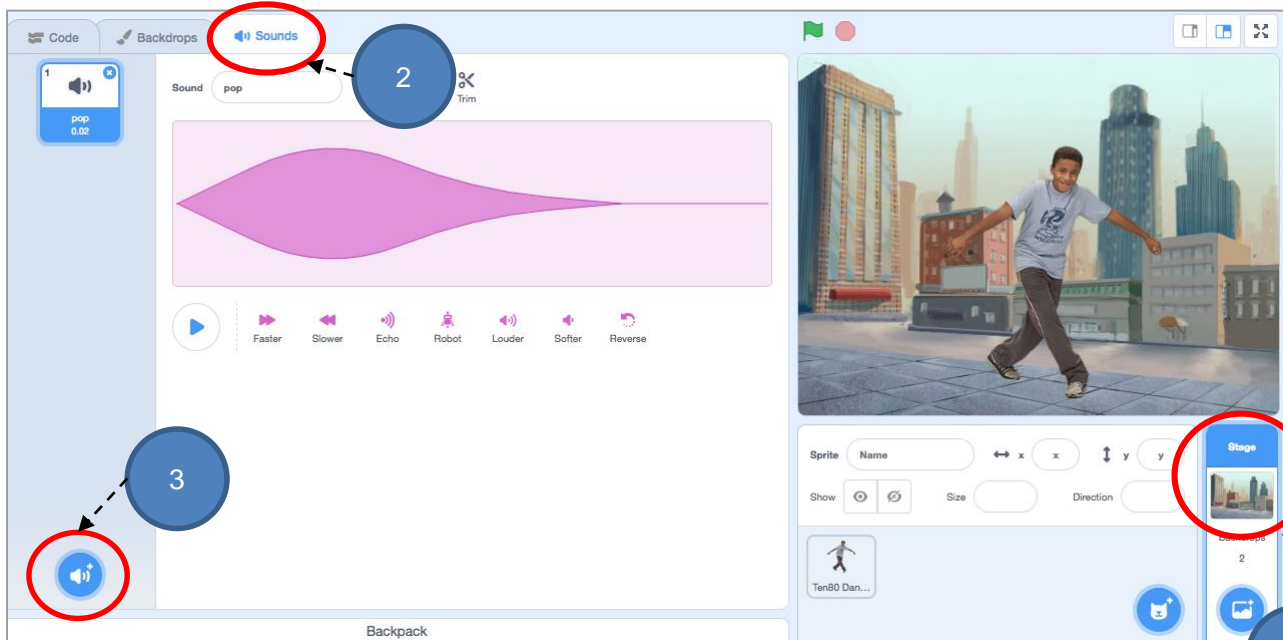
5

Click on the “Choose a Backdrop” icon



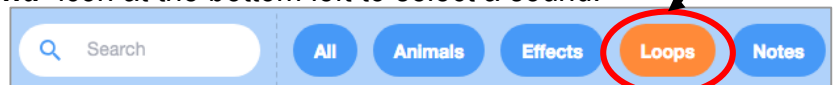
# SCRATCH DANCE PARTY

## ADDING MUSIC



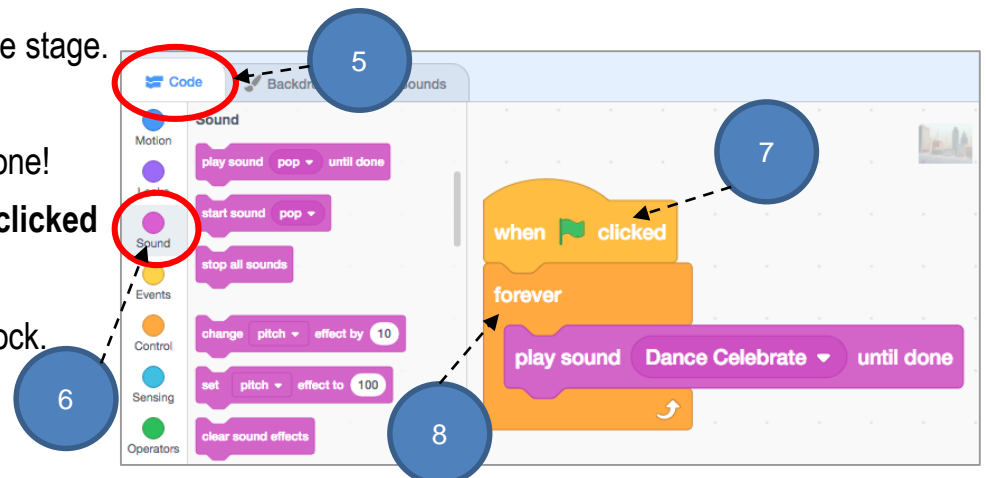
☐ Choose some background music for your dance.

1. Click on the Stage.
2. Click on the Sounds tab.
3. Click on the **“Choose a Sound”** icon at the bottom left to select a sound.
4. Choose a music sound (under **“Loops”** category is recommended) to play for the dance.



☐ Now add your music to the stage.

5. Click on Code.
6. Play sound until done!
7. Add a **when clicked** block event block.
8. Add the forever block.

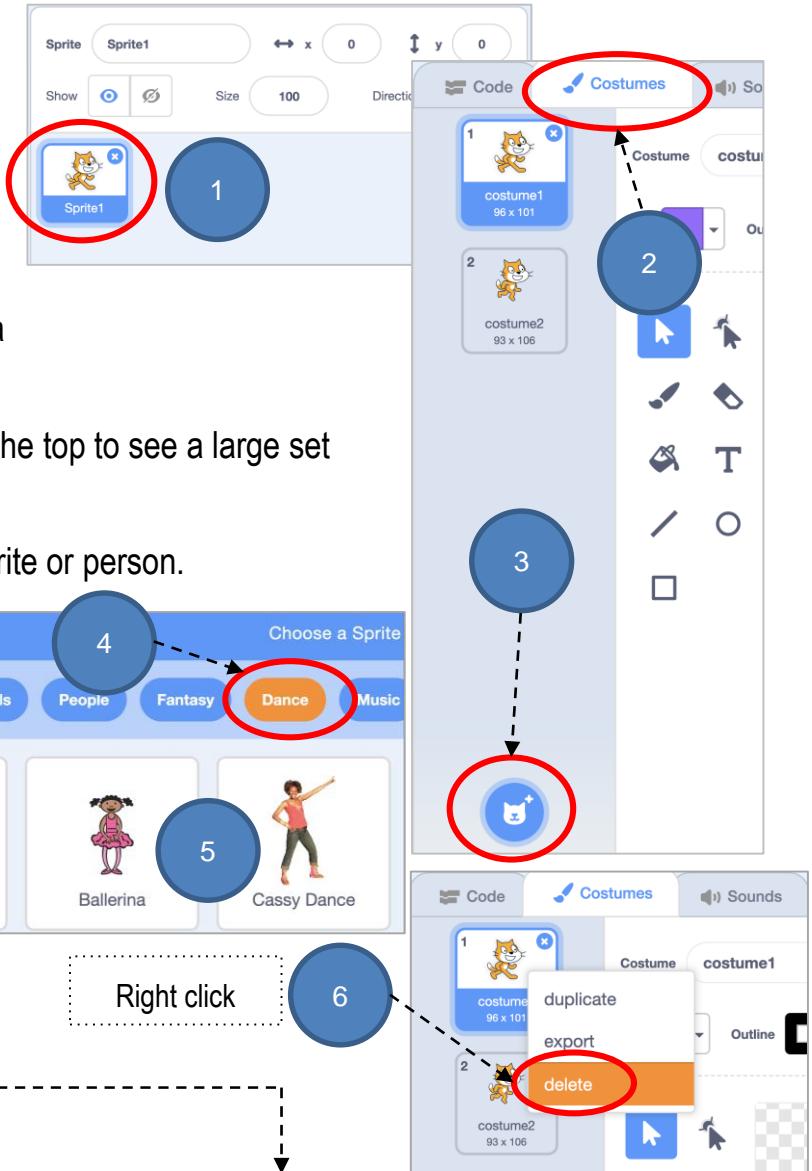


# SCRATCH DANCE PARTY

## DANCING SPRITE

❑ Choose a good sprite for dancing!

1. Click on the Scratch cat.
2. Click on the Costumes tab.
3. Click on the “Choose a Costume” button at the bottom left to select a costume.
4. Click on the “Dance” category on the top to see a large set of dance costumes.
5. Add *multiple* costumes for your sprite or person.
6. Delete the original Scratch cat costumes.



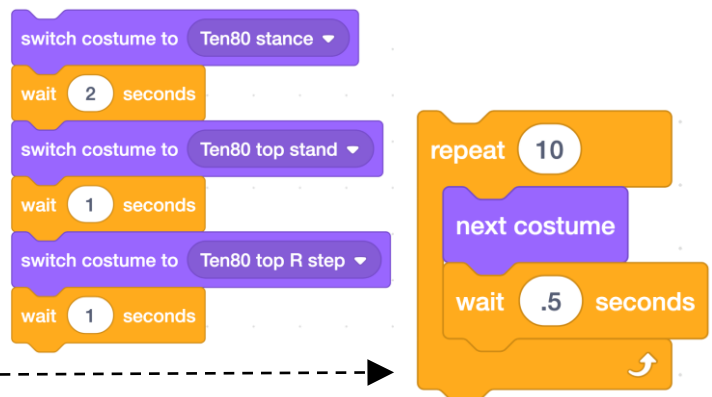
### CT Tips

“switch costume and then wait” is an example of a **sequence**.

❑ Remember how to switch costumes?

❑ Time how long the sprite waits between switching costumes with the “wait” block.

❑ Don’t forget about the “repeat” block!



# SCRATCH DANCE PARTY

## FANCY MOVES

Now, let's make your sprite do some fancy moves. Remember how to...

Change costumes

switch costume to Ten80 stance ▾

next costume

Move the sprite around the stage

go to x: 100 y: 0

glide 1 secs to x: 100 y: 0

Change colours!

change color ▾ effect by 25

Do you think you can make your sprite do a Gangnam Style Dance?



What about one of the video dances?

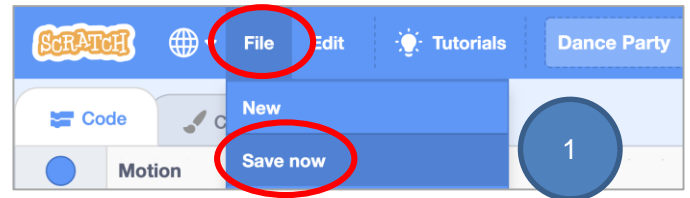


# SCRATCH DANCE PARTY

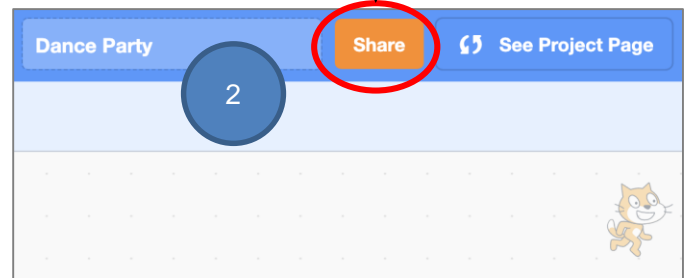
## DANCE, DANCE, DANCE!

When you finish, you will add your project to your teacher's Studio.

- Save your project by clicking **“Save now”** under the File menu.



- Click the orange **“Share”** button.

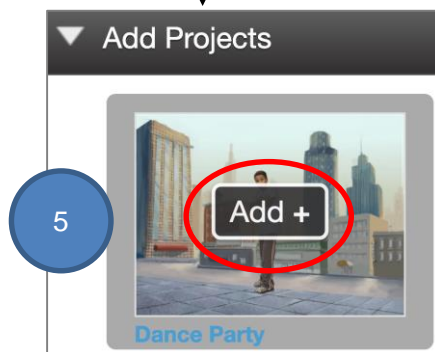
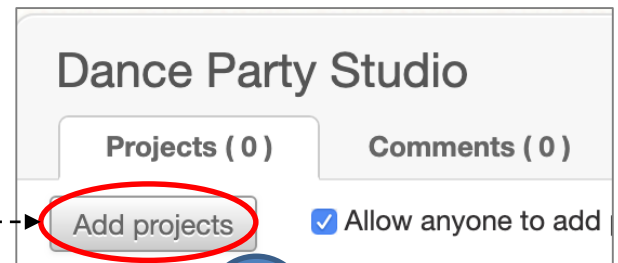


- Go to your teacher's Dance Party Studio (they will give you a URL).



- Click the **“Add projects”** button.

- Select your project from the bottom of the page and add it to the Studio.



# SCRATCH

# DANCE PARTY

## COMPUTATIONAL THINKING CONCEPTS

The following are the computational thinking concepts learnt in Lesson 1.

### L1U8.2 Dancing Cat

#### 1. Sequences:

```
switch costume to Ten80 stance  
wait 2 seconds  
switch costume to Ten80 top stand  
wait 1 seconds  
switch costume to Ten80 top R step  
wait 1 seconds
```

#### 2. Events:

```
when clicked  
forever  
  wait .5 seconds  
  next costume
```

#### 3. Repetition:

```
forever  
  play sound Dance Celebrate until done
```

```
repeat 10  
  next costume  
  wait .5 seconds
```